


21.40MHz block mcf filter

- # packaged units
- # standard designs
- # 21.40MHz nominal
- # excellent selectivity

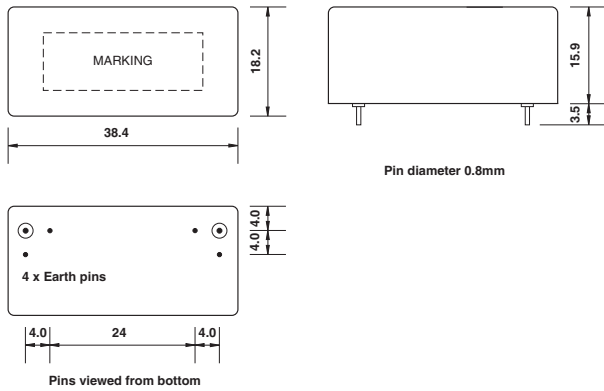


Model	Passband		Stopband				Ripple (dB)	Loss (dB)	Terminating Impedance (Ω //pF)	No. of Poles	Model Type
	(dB)	\pm (kHz)	(dB)	\pm (kHz)	(dB)	\pm (kHz)					
21M08C	6	3.75	45	9.0	65	12.5	2.0	3.0	1300//2	6	M-104
21M08CU	6	3.75	45	9.0	60	12.5	2.0	3.0	900//3	6	M-107
21M08D	6	3.75	65	9.0	90	12.5	2.0	4.0	1300//2	8	M-105
21M08DU	6	3.75	65	9.0	90	12.5	2.0	4.0	900//4	8	M-107
T21M08D	3	3.75	65	9.0	90	12.5	2.0	4.0	910//15	8	M-106
T21M08DU	3	3.75	65	9.0	90	12.5	2.0	4.5	470//15	8	M-110
21M15C	6	7.50	45	17.50	65	25.0	2.0	3.0	1200//1.5	6	M-104
21M15CU	6	7.50	45	17.50	65	25.0	2.0	2.5	1500//1	6	M-107
21M15D	6	7.50	65	17.50	90	25.0	2.0	4.0	1200//2	8	M-105
21M15DU	6	7.50	65	17.50	90	25.0	2.0	3.0	1500//1	8	M-107
T21M15D	3	7.50	65	17.50	90	25.0	2.0	3.5	910//15	8	M-106
T21M15DU	3	7.50	65	17.50	90	25.0	2.0	4.0	470//15	8	M-110
T21M15D2	3	7.50	65	17.50	90	25.0	2.0	3.5	910//15	8	M-109
21M12CU	6	6.00	45	14.0	65	20.0	2.0	2.5	1500//1	6	M-107
21M12DU	6	6.00	65	14.0	90	20.0	2.0	3.0	1500//1	8	M-107
T21M12DU	3	6.00	65	14.0	90	20.0	2.0	4.0	470//15	8	M-110
21M20C	6	10.0	45	23.0	65	35.0	2.0	3.0	1600//1	6	M-104
21M20CU	3	10.0	45	23.0	65	35.0	2.0	3.0	1600//1	6	M-107
21M20C5	3	10.0	45	23.0	65	35.0	2.0	3.0	1600//1	6	M-111
21M30C	6	15.0	45	35.0	65	50.0	2.0	3.0	2500//0.5	6	M-104
21M30D	8	15.0	65	35.0	80	50.0	2.0	3.0	2500//0.5	8	M-105

21.40MHz block mcf filter

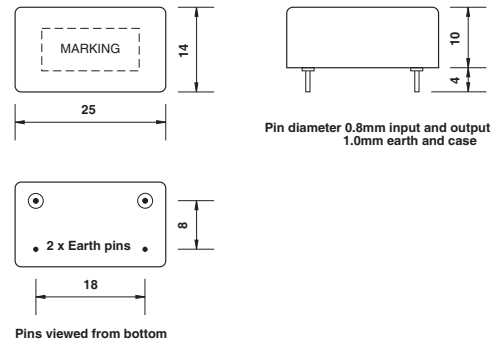
Dimensions(mm)

M-106



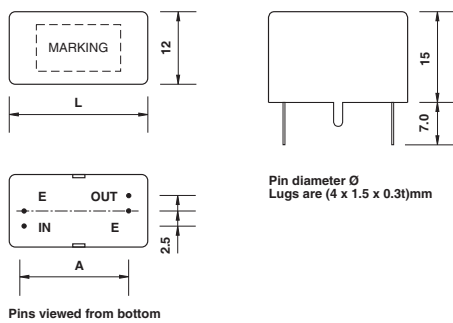
Dimensions(mm)

M-110



Dimensions(mm)

M-104, M-105, M-107, M-111



Enclosure	L	A	\varnothing
M-104	15.0	9.00	0.43
M-105	18.50	13.4	0.43
M-107	11.0	7.40	0.35
M-111	11.0	7.40	0.35

Dimensions(mm)

M-109

